


# Conference App Features & Tips

Once you are logged in, check out all of these exciting features of our platform and start having some fun!



**Create a Profile to share with connections you make within the platform.** You can personalize with a profile photo, contact information, and social media handles. Enter as many or as few details as you would like – you control how much information is visible to other conference participants.



ATTENDEES

**Check out the Attendee list, to begin the in-app networking!** See who else will be attending the Conference in the Attendees tab and click **“ADD”** or **“CONTACT”** to connect with other participants and share contact info. View of a list of your new contacts in the **Connections** icon.

What do the colored dots mean in the Attendee List?	
Attendee	Presenter
Staff	Exhibitor



Connections



Messages

**Engage in 1:1 or Group Chats – or Video Chats – with your Connections.**

Grow your professional network and connect with Exhibitors through our platform. You can send private messages or engage in a Video Chat one-on-one or in small groups.



ANNOUNCEMENTS

**Watch for Announcements.** We will send periodic announcements out to all attendees throughout the conference and this will ensure that you won't miss a thing! You can also view all Announcements that you may have missed in this section of the platform.



**Join in the Discussion (Board)!** This week, you're here to not only learn but to make connections that you can reach out to for ongoing peer support and guidance. Have a burning question to ask your peers? Would you like to share pics of your experience at the conference? Our **Discussion Board** is like a social media newsfeed and allows you to engage in discussions with your peers, share posts and photos, and get to know each other. Don't be shy – be sure to introduce yourself!



**Meet Our Exhibitors.** Be sure to check out our Exhibitor profiles and meet with them during the conference to learn how they can help you support your students. You can even visit their website, request that they follow up with you, or call/email them directly. They'll be set up in the Town & Country Foyer – be sure to pay them a visit!



**Small Group Dinners.** Based on feedback from last year's conference, we're pleased to introduce small group dinners on Thursday evening. If you are traveling alone, looking for a dinner buddy, or are newer to the field, this is a fun way to break the ice and meet some new colleagues. We make the reservations, you sign up for the restaurant of your choice, and everyone in your dinner group splits the check at the end of the night. **Space is limited!**



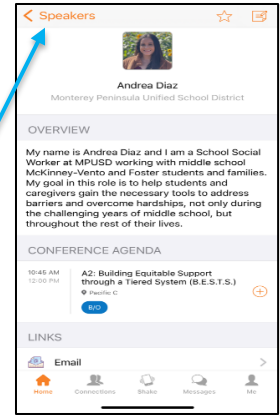
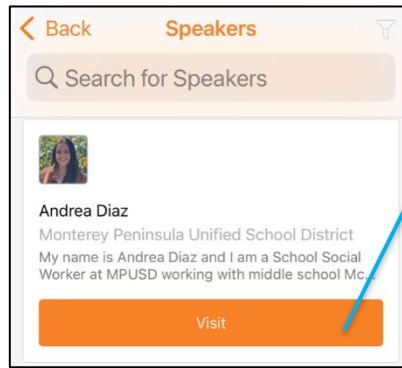
**Explore San Diego.** The evenings are yours to explore all that San Diego has to offer! Check out this handy guide of local area attractions.



**FAQ's.** Have a question about the hotel, looking for places to eat, or wondering how to receive a Certificate of Attendance? Chances are, you'll find the answers you're looking for here!

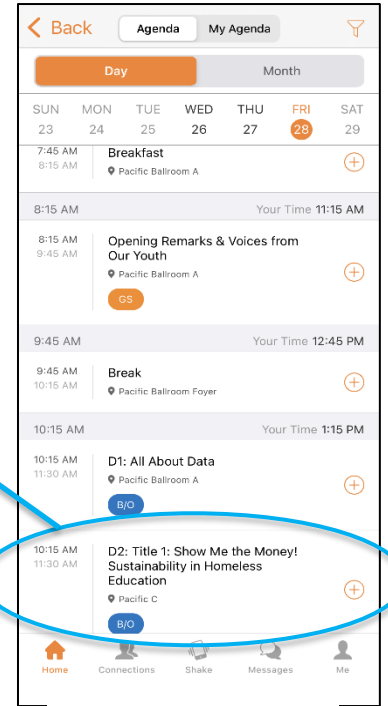


Check out our incredible line-up of presenters in the **Speaker Directory**. Here you can read their Bios, and link directly to each session they're presenting.



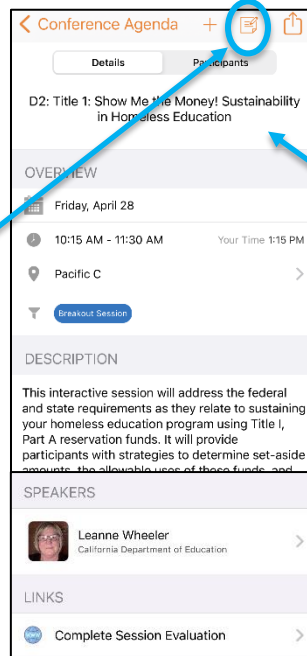
**Review the Conference Agenda.**

Scheduled program dates are highlighted, while all other dates are grayed out. Create your own personalized agenda by clicking on the (+) next to each session title – this will assign these programs to the **MY AGENDA** tab.



**Review the Session Details.** By simply tapping on any Session title in the Conference Agenda, you can access all of the details for that session or event – including the session description, speaker bio, and links to complete the Session Evaluation to receive a Certificate of Attendance.

The app also has note-taking capabilities, click on the Notepad icon at the top of each session listing, and you can type notes for each session.



Session Listing

**\*\*\*IMPORTANT TIP: Be sure to always hit the "Done" button after typing, to ensure your notes are saved!** Session notes can be emailed or shared using the download icon at the top right corner of your session notes.

Conference Agenda



**Tell your colleagues...all about the California Statewide Homeless Education Conference!** Shortcuts to some of the most popular social media platforms have been built into the app. Share your photos, tweets and experiences with other attendees – and don't forget to include our event hashtag: **#CALHEC!**

**Still Need More Help?**

**App/Platform Tech Support:**

In the App, [follow these steps](#). You can also email [support+eventapp@socio.events](mailto:support+eventapp@socio.events).

**General Questions:** Stop by the Registration &

Welcome Desk in the Pacific Foyer for additional help.